

# Formation Réveiller le Géant

## Module 4



RÉVEILLER  
LE  
 GÉANT

Églises et les Objectifs de  
Développement Durable





# Session de groupe 1 (60 minutes)


1. Chaque membre du groupe ouvre l'outil d'auto-évaluation sur son navigateur (diapositive 4).
2. Créez un nom d'utilisateur et remplissez les informations de base (diapositives 5).
3. Commencez l'auto-évaluation en suivant les étapes des diapositives 6 à 14, après vous être assuré(e) que les autres membres du groupe ont terminé de créer leur compte.
4. Vous pouvez tous répondre aux questions en fonction de votre contexte individuel, mais discutez des questions ensemble en groupe. Avant de passer à la question suivante, veillez toujours à ce que tous les membres du groupe soient prêts également.
5. La personne de votre groupe chargée de prendre des notes écrit les observations, les idées, et les questions formulées pendant la session.



<https://wakingthegiant.lutheranworld.org>

Updates

Resources



Donate

LWF Global



WAKING  
THE  
GIANT

Churches and the Sustainable  
Development Goals

WAKING THE GIANT

Global projects

Tar

SDG Toolbox

Partners&Networks

General introduction

SDG 3

SDG 4

SDG 5

SDG 10

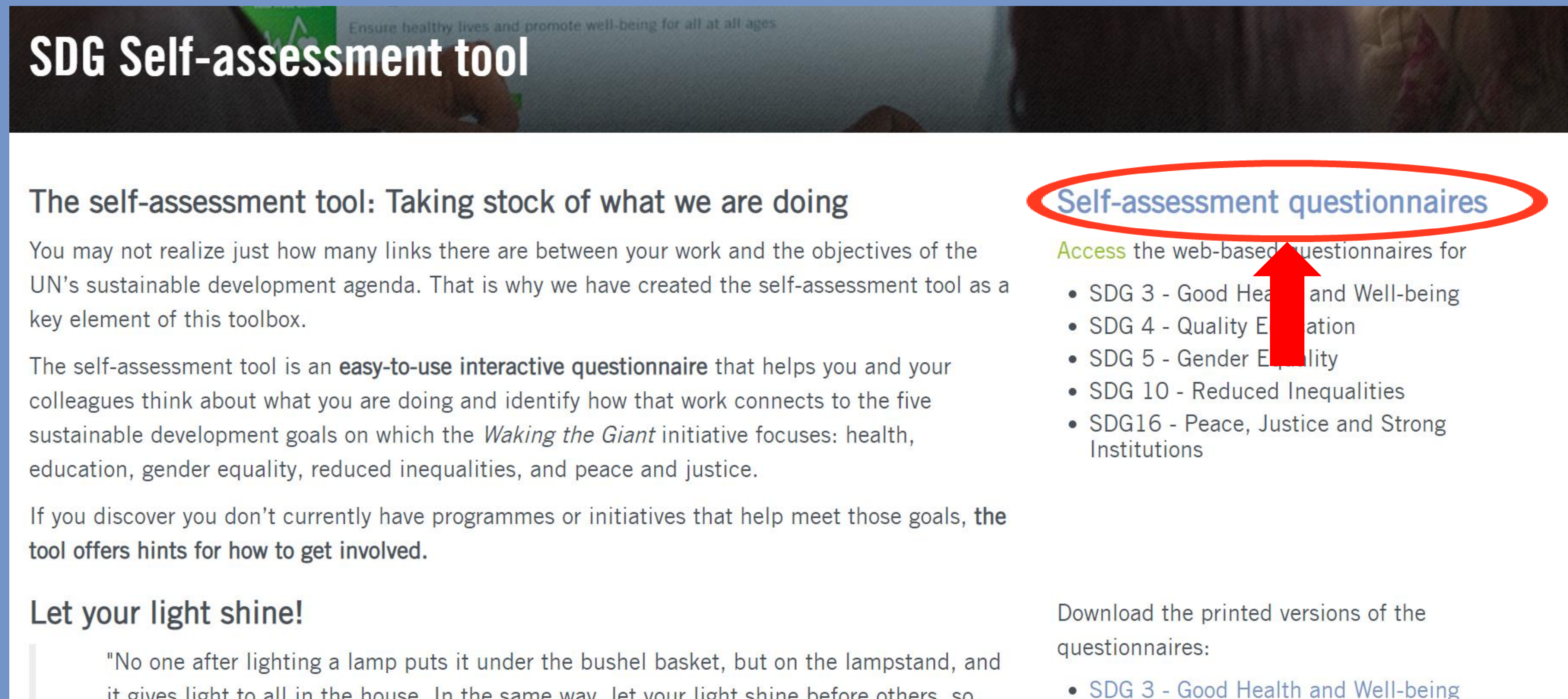
SDG 16

Self-assessment tool





# Étape 1: cliquez sur le lien Self-assessment questionnaires («Questionnaires d'auto-évaluation»)



## SDG Self-assessment tool

Ensure healthy lives and promote well-being for all at all ages

### The self-assessment tool: Taking stock of what we are doing

You may not realize just how many links there are between your work and the objectives of the UN's sustainable development agenda. That is why we have created the self-assessment tool as a key element of this toolbox.

The self-assessment tool is an **easy-to-use interactive questionnaire** that helps you and your colleagues think about what you are doing and identify how that work connects to the five sustainable development goals on which the *Waking the Giant* initiative focuses: health, education, gender equality, reduced inequalities, and peace and justice.

If you discover you don't currently have programmes or initiatives that help meet those goals, **the tool offers hints for how to get involved.**

### Let your light shine!

"No one after lighting a lamp puts it under the bushel basket, but on the lampstand, and it gives light to all in the house. In the same way, let your light shine before others, so

### Self-assessment questionnaires

Access the web-based questionnaires for

- SDG 3 - Good Health and Well-being
- SDG 4 - Quality Education
- SDG 5 - Gender Equality
- SDG 10 - Reduced Inequalities
- SDG16 - Peace, Justice and Strong Institutions

Download the printed versions of the questionnaires:

- [SDG 3 - Good Health and Well-being](#)



# Étape 2: Créez un nom d'utilisateur et indiquez votre adresse e-mail

wakingthegiant.lutheranworld.org/self-assessment/register/

LWF WAKING THE GIANT Churches and the Sustainable Development Goals

Home / Create Self-assessment account

**WAKING THE GIANT**

Global initiative Target countries ▾ SDG Toolbox ▾ Partners&Networks

## Create Self-assessment account

To access the online *Self-assessment tool* you need to register. If you already have an account please login or reset you password from [here](#).

Username \*

Leena Luukkonen LWF

Spaces are allowed; punctuation is not allowed except for periods, hyphens, apostrophes, and underscores.





E-mail address \*

Leena.Luukkonen@lutheranworld.org

A valid e-mail address. All e-mails from the system will be sent to this address. The e-mail address is not made public and will only be used if you wish to receive a new password or wish to receive certain news or notifications by e-mail.

Create new account

# Étape 3: Sélectionnez un ODD que vous souhaitez évaluer en cliquant sur le lien correspondant

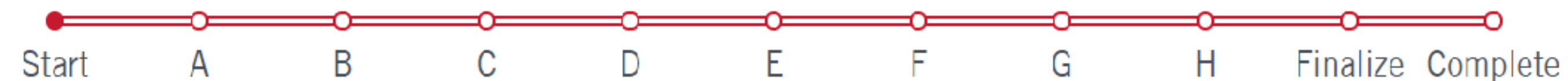
Webform		Submission(s)
	<a href="#">SDG 3 Assessment</a>	None!
	<a href="#">SDG 4 Assessment</a>	None!
	<a href="#">SDG 5 Assessment</a>	<ul style="list-style-type: none"><li>• <a href="#">Wed, 05/27/2020 - 12:45</a></li></ul>
	<a href="#">SDG 10 Assessment</a>	None!

# Étape 4: Vous arrivez sur la page d'informations



## SDG 4 Assessment

Ensure inclusive and equitable quality education and promote lifelong learning opportunities for all



Your country


If your organization operates in multiple countries, please indicate the country of the head office

- None -

Name of your church/institution/organization

Name and position of the contact person \*

# Étape 5: Remplissez les informations sur la première page



Start A B C D E F G H Finalize Complete

Your country

If your organization operates in multiple countries, please indicate the country of the head office

Switzerland ▼

Name of your church/institution/organization

Lutheran World Federation - LWF

Name and position of the contact person \*

Leena Luukkonen - Program Executive for Diakonia/Churches and SDGs

Contact email \*

leena.luukkonen@lutheranworld.org

How would you describe your organization? (Please select all that apply)

☒ International

☐ Regional

☐ National

☐ Local



# Étape 6: répondez à toutes les questions et cliquez sur «Page suivante».

Your organization has operations in... (Please select all that apply)

- ☒ Developing countries
- ☒ LDCs (least developed countries)
- ☒ Developed countries
- ☐ Not applicable

Which of the following best describes your institution/organization? \*


- ☐ Church
- ☐ Ecumenical organization or network
- ☒ Church-based development organization / Faith based organization (FBO)
- ☐ Specialized service institution (school, hospital etc.)
- ☐ Other

Names and positions of those who participated in the self-assessment

Leena Luukkonen - Program Executive for Diakonia/Churches and SDGs - LWF  
Marina Dölker - Program Executive for Diakonia and Development - LWF

Add a line for each participant as follows: "Person name - position"

Next Page >






Étape 7: Commencez à répondre aux questions en fonction de la réalité de votre organisation. Si votre réponse est «Pas encore», vous passerez automatiquement de la question A à la question B en cliquant sur «Page suivante» (Next Page).

4

QUALITY  
EDUCATION



## SDG 4 Assessment

Ensure inclusive and equitable quality education and promote lifelong learning opportunities for all

StartA B C D E F G H Finalize Complete

A. You provide formal education (primary, secondary, vocational or any other level) and/or school preparedness (pre-primary)


☐ Yes

☒ Not yet

☐ I don't know

< Previous Page

Next Page >





# Étape 8: Si votre réponse est Oui, vous devrez répondre à des sous-questions.

A. You provide formal education (primary, secondary, vocational or any other level) and/or school preparedness (pre-primary)

- ☒ Yes
- ☐ Not yet
- ☐ I don't know

A.a You run activities that prepare children for school, e.g.:

- ☒ child care
- ☐ Sunday schools
- ☒ Christian education
- ☐ other kind of pre-primary education

A.b You provide primary and/or secondary education with equal access for girls and boys

- ☐ Yes
- ☒ Not yet

A.c You provide education on literacy and/or numeracy skills for both girls and boys/women and men

- ☒ Yes
- ☐ Not yet

A.d You conduct training in one of the following areas: vocational skills, business, financial management, computer skills


- ☒ Yes
- ☐ Not yet

< Previous Page

Next Page >



Étape 9: Continuez à répondre aux questions en fonction de votre contexte. À chaque fois, le nombre de questions est indiqué sur la ligne ci-dessus.



Start A B C D E F G H Finalize Complete

D. You provide education for teachers

☒ Yes

☐ Not yet

☐ I don't know

D.a You train teachers for providing quality service at primary, secondary or vocational level

☒ Yes

☐ Not yet

D.b You train teachers for providing quality service at pre-primary level

☐ Yes

☒ Not yet

D.c You train teachers for providing quality services for special education (students with any type of disability)

☐ Yes


☒ Not yet

< Previous Page

Next Page >



Étape 10: Après avoir répondu à toutes les questions, remplissez toutes les informations/images pertinentes relatives à l'ODD en question et cliquez sur «Soumettre» (Submit).



Start A B C D E F G H Finalize Complete

Further information

Please share more details about your work on this goal in your own words. You may want to include any related activities that were not included in the questionnaire.

In our organization we have established a campaign called "Education for Girls" that is targeting especially parents in the rural areas. You can find more information from the website [yyyxxx.com](#)

Picture


No file chosen

Please share a picture that illustrates your work on this goal (max file size 2MB)  
Files must be less than **2 MB**.  
Allowed file types: **gif jpg jpeg png**.

Consent for using your information \*

☒ Yes  
☐ No

Do you authorize LWF to use the information you have provided in this questionnaire, including for publishing on the LWF website?



# Étape 11: Votre évaluation a été soumise.

The screenshot displays the 'Waking the Giant' website interface. At the top left is the LWF logo, followed by the text 'WAKING THE GIANT' and 'Churches and the Sustainable Development Goals'. On the right, there is a navigation bar with links: 'Home / SDG 4 Assessment / SDG 4 Assessment', 'Waking the Giant', 'Global initiative', 'Target countries', 'SDG Toolbox', and 'Partners&Networks'. Below the navigation bar is a progress bar with 11 steps: Start, A, B, C, D, E, F, G, H, Finalize, and Complete. The 'Finalize' step is currently active. Below the progress bar, the text 'Thank you, your submission has been received.' is displayed, followed by a red-outlined button labeled 'Go back to the form'. A large red arrow points from the left edge of the image towards this button.

Home / SDG 4 Assessment / SDG 4 Assessment

## WAKING THE GIANT

Waking the Giant Global initiative Target countries SDG Toolbox Partners&Networks

Start A B C D E F G H Finalize Complete

Thank you, your submission has been received.

[Go back to the form](#)



# Session de groupe 2 – 1ère partie

## (30 minutes)

1. Ouvrez à nouveau le site <https://sdgs.un.org/goals> et trouvez les cibles et indicateurs liés à votre ODD.
2. Lisez à voix haute chaque cible de votre ODD spécifique et ses indicateurs. Discutez des questions suivantes et listez les réponses:
  - ✓ Quels objectifs et indicateurs sont facilement reliables à la réalité de l'Église/de la foi?
  - ✓ Quel(le)s cibles et indicateurs sont, le cas échéant, éloignés loin de la réalité de l'Église/de la foi?


# Session de groupe 2 – 2<sup>e</sup> partie

## (60 minutes)

1. Chaque membre du groupe ouvre à nouveau l'outil d'auto-évaluation. Observez vos résultats individuels en utilisant les diapositives 17-22 comme guide. «Afficher par activités » affiche les questions telles qu'elles vous sont apparues lors de l'évaluation.» Afficher par cibles » indique comment vos réponses sont liées aux cibles des ODD.
2. Découvrez comment vos réponses sont liées aux cibles et aux indicateurs. Partagez avec les autres votre taux d'activité.
3. Discutez des questions suivantes (la personne chargée de prendre des notes liste les réponses):
  - ✓ Les résultats correspondent-ils à ce à quoi vous vous attendiez ? Sinon, qu'est-ce qui vous a surpris?
  - ✓ Dans quelle mesure a-t-il été facile ou difficile de relier votre travail aux cibles et indicateurs de l'ODD?
  - ✓ Éventuellement, quelles sont vos activités liées aux objectifs et à leurs cibles qui n'ont pas été mentionnées dans l'outil d'évaluation?



# Étape 1: vous pouvez afficher vos résultats en choisissant «Afficher par activités» (View by Activities) ou «Afficher par cibles (ODD)» (View by Targets).



WAKING  
THE  
GIANT


Churches and the Sustainable  
Development Goals

Home / Submissions for marina.doelker...

WAKING THE GIANT

Global initiative   Target countries ▾   SDG Toolbox ▾   Partners&Networks

Showing 1 - 1 of 1.

Submitted	User	IP address	Operations
09/17/2020 - 04:00	marina.doelker@...	91.153.208.17	 <a href="#">view</a>

View

[View by Activities](#)

[View by Targets](#)

Your country

Afghanistan

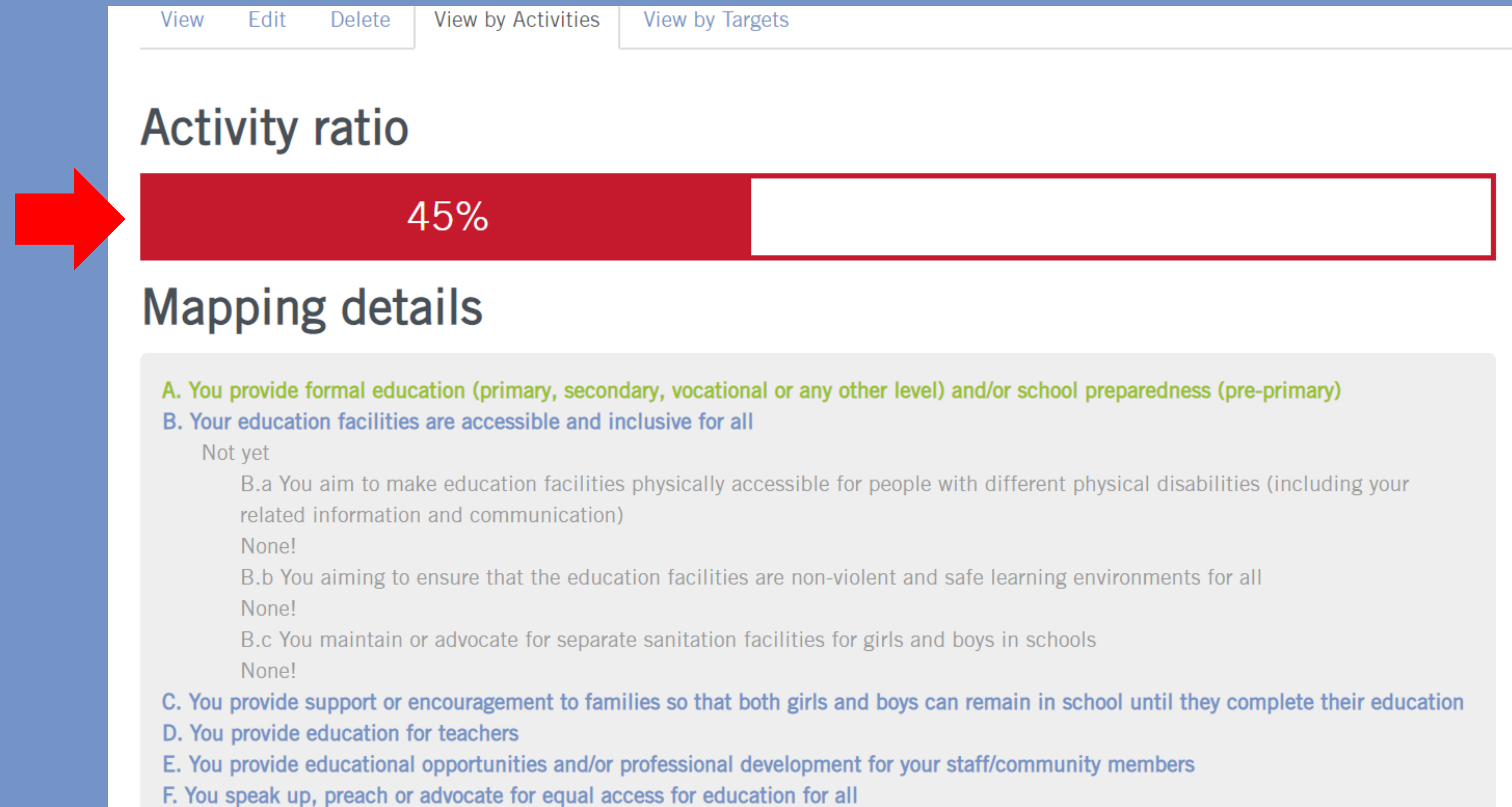
Name of your church/institution/organization

Test

Name and position of the contact person

Test

Étape 2: «Afficher par activités» affiche les questions telles qu'elles vous sont apparues lors de l'évaluation. Le taux d'activité des réponses «oui» peut être visualisé en haut de la page.





# Étape 3: «Afficher par activités» montre également comment vos réponses «oui» sont liées aux cibles et indicateurs des ODD.

[View](#) [Edit](#) [Delete](#) [View by Activities](#) [View by Targets](#)

## Activity ratio

45%

## Mapping details

A. You provide formal education (primary, secondary, vocational or any other level) and/or school preparedness (pre-primary)

Yes

A.a You run activities that prepare children for school, e.g.:  
child care  
Christian education

A.b You provide primary and/or secondary education with equal access for girls and boys  
Not yet

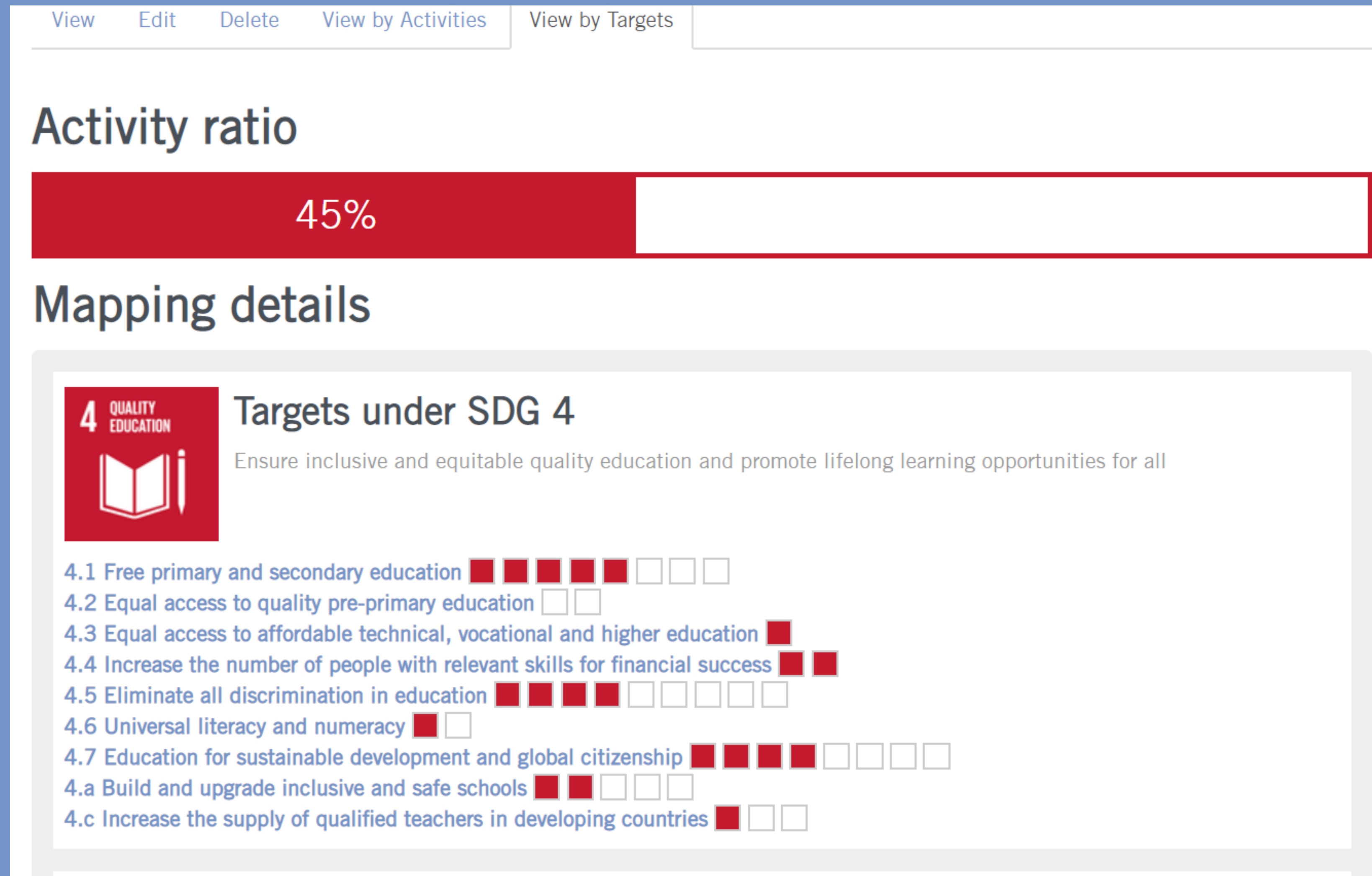
A.c You provide education on literacy and/or numeracy skills for both girls and boys/women and men  
Yes

Goal 4. Ensure inclusive and equitable quality education and promote lifelong learning opportunities for all

4.5 By 2030, eliminate gender disparities in education and ensure equal access to all levels of education and vocational training for the vulnerable, including persons with disabilities, indigenous peoples and children in vulnerable situations

4.5.1 Parity indices (female/male, rural/urban, bottom/top wealth quintile and others such as disability status, indigenous peoples and conflict-affected, as data become available) for all education indicators on this list that can be disaggregated

# Étape 4: «Afficher par cibles» montre comment vos réponses sont liées aux cibles des ODD.





Étape 5: En cliquant sur la cible, les questions et les indicateurs associés s'affichent. En cliquant sur les indicateurs (cases rouges) vous serez redirigé(e) vers le site Internet de l'ONU.



## Targets under SDG 4

Ensure inclusive and equitable quality education and promote lifelong learning opportunities for all

4.1 Free primary and secondary education ☒ ☒ ☒ ☒ ☒ ☐ ☐ ☐

4.2 Equal access to quality pre-primary education ☐ ☐

4.3 Equal access to affordable technical, vocational and higher education ☒

A. You provide formal education (primary, secondary, vocational or any other level) and/or school preparedness (pre-primary)

Yes

A.d You conduct training in one of the following areas: vocational skills, business, financial management, computer skills

Yes: ☒ 4.3.1 ☐ 4.4.1 ☐ 1.4.0

4.4 Increase the number of people with relevant skills for financial success ☒ ☒

4.5 Eliminate all discrimination in education ☒ ☒ ☒ ☒ ☐ ☐ ☐ ☐

4.6 Universal literacy ☒ numeracy ☐

4.7 Education for sustainable development and global citizenship ☒ ☒ ☒ ☒ ☐ ☐ ☐ ☐

4.a Build and upgrade inclusive and safe schools ☒ ☒ ☐ ☐ ☐

4.c Increase the supply of qualified teachers in developing countries ☒ ☐ ☐

# Étape 6: «Afficher par cibles» montre également comment vos réponses sont liées aux cibles des autres ODD.



## Targets under SDG 1

End of poverty in all its forms everywhere

1.4 Equal rights to ownership, basic services, technology and economic resources ☒



## Targets under SDG 5

Achieve gender equality and empower all women and girls

5.1 End discrimination against women and girls ☒ ☐ ☐ ☐ ☐

5.2 End all violence against and exploitation of women and girls ☐





RÉVEILLER  
LE  
 GÉANT

Églises et les Objectifs de  
Développement Durable



# NE LAISSER PERSONNE DERRIÈRE